

SUBLINE



1

Bocca di mandata in ottone o acciaio inox.
Brass or stainless steel discharge head.
Piese de refoulement en laiton ou en acier inox.



2

Valvola di non-ritorno incorporata sulla testata.
Discharge head non return valve.
Clapet anti-retour incorporé.



3

Bronzina superiore in gomma antisabbia.
Upper bush made in anti-sand rubber.
Palier superieur en caoutchouc anti sable.



4

Giranti in Noryl e diffusori in poliacetalico autolubrificante.
Impellers in Noryl and diffusers in self-lubricating polyacetal.
Roues en Noryl et diffuseurs en polyacetal auto-lubrifiant.



5

Camicia in acciaio inox.
Stainless steel shell.
Chemise en acier inox.



6

Filtro in acciaio inox.
Stainless steel strainer.
Crepine en acier inox.



7

Flangia d'accoppiamento in ottone o acciaio inox.
Brass or stainless steel bracket to couple to the motor.
Bride d'accouplement au moteur en laiton ou en acier inox.

1

2

3


4

5

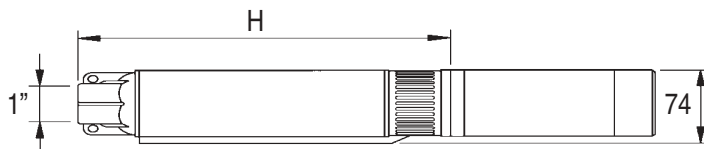
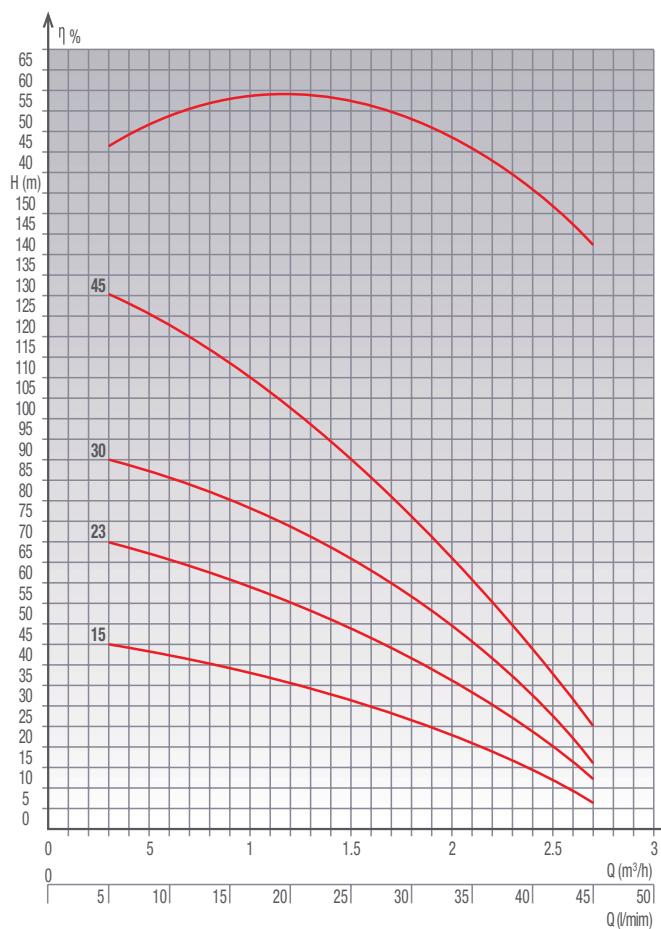
6

7





Pompe per pozzi da 3"
Pumps for 3" wells
Pompes pour puits de 3"



Tipo Type Type	Motore Motor Moteur		Q m³/h L/min.	Portata - Capacity - Debit							Dimensioni e Pesi Dimension and Weight Dimension et Masses	
	kw	HP		0.3	0.6	0.9	1.2	1.8	2.4	2.7	H/mm	kg
T3-15	0.33	0.50	46	42	39	36	28	15	7	580	3.3	
T3-23	0.55	0.75	70	66	61	55	43	24	13	780	4.4	
T3-30	0.75	1	92	86	80	73	57	33	17	1000	5.6	
T3-45	1.1	1.5	128	119	112	103	75	47	28	1380	7.6	

Descrizione

Pompe sommerse centrifughe multistadio, per pozzi da 3", particolarmente adatte per impianti di sollevamento e distribuzione.

Impieghi

Impianti idrici, per usi domestici ed industriali, in servizio continuo o intermittente.
Impianti di pressurizzazione.
Impianti di irrigazione.

Caratteristiche costruttive

Flangia di accoppiamento al motore e corpo di mandata in ottone.
Valvola di ritegno incorporata.
Giranti e diffusori in Noryl e diffusori in Poliacetalico autolubrificante.
Camicia, albero pompa, giunto, coprifilo, griglia di aspirazione e viterie realizzati in acciaio inox.
Max ø pompa 74 mm.

Description

Submersible multistage centrifugal pumps for 3" wells, particularly suitable for water rising and distribution installations.

Applications

Water plants and systems for residential and industrial use, for continuous or intermittent duty operation.
Pressurizing system.
Irrigation plants.

Design features

Motor coupling flange and discharge head are made in brass.
Incorporated non-return check valve.
Impellers and diffusers in Noryl and diffusers in self-lubricating Polyacetal.
Shell, pump shaft, coupling, cable shield, suction screen and all screws are in stainless steel.
Max ø pump 74 mm.

Description

Pompes immergées centrifuges multietagées pour puits de 3", conçues particulièrement pour installations d'élévation et distribution de l'eau.

Applications

Installations et systèmes pour utilisation domestique et industrielle, en service intermittent ou continu.
Systèmes de pressurisation.
Stations d'irrigation.

Caracteristiques constructives

Bride d'accouplement au moteur et pièce de refoulement en laiton.
Clapet anti retour incorporé.
Roues et diffuseurs en Noryl et diffuseurs Polyacétal auto-lubrifiant.
Chemise, arbre, accouplement, protège câble, crépine d'aspiration et boulons sont en acier inox.
Max ø pompe 74 mm.



Subline s.r.l. via Valcunsa, 1 - 33072 Casarsa Della Delizia (Pordenone) ITALY
tel. +39 0434 870830 r.a. - fax +39 0434 86267 - e-mail: info@subline.com - www.subline.com